















1

Vitamin A Supplementation and Deworming (VAS+D) Eligibility Criteria to Qualify

Age Group	Last Dose Received	Next	Health Concerns	Next	Correct Dose	
less than 6 months	Child not eligible, do NOT give VAS+D.					<ul style="list-style-type: none"> Do not give it to a child who is crying; calm the child first
6-11 months	Did not receive VAS in the past one month	→	<ul style="list-style-type: none"> No severe difficulty breathing today 	→		<ul style="list-style-type: none"> Never force a child to take VAS+D
12-23 months (1 year up to 2 years)	Did not receive VAS in the past one month	→	<ul style="list-style-type: none"> No severe difficulty breathing today 	→		<ul style="list-style-type: none"> Do not hold a child's nose to force them to swallow
	Did not receive deworming tablets in the past one month	→	<ul style="list-style-type: none"> No severe difficulty breathing today No vomiting today No fever today No diarrhea today 	→		
24-59 months (2 years up to 5 years)	Did not receive VAS in the past one month	→	<ul style="list-style-type: none"> No severe difficulty breathing today 	→		<ul style="list-style-type: none"> Do not touch the child when giving VAS+D
	Did not receive deworming tablets in the past one month	→	<ul style="list-style-type: none"> No severe difficulty breathing today No vomiting today No fever today No diarrhea today 	→		<ul style="list-style-type: none"> Do not send vitamin A or deworming home with a caregiver to give to the child later
60 months or more	Child not eligible, do NOT give VAS+D.					

1

Vitamin A Supplementation and Deworming (VAS+D) Eligibility Criteria to Qualify

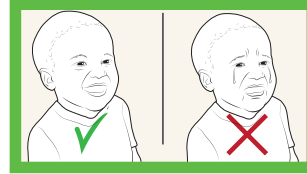
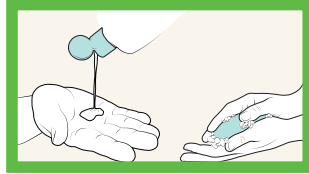
Age Group	Last Dose Received	Next	Health Concerns	Next	Correct Dose	
less than 6 months	Child not eligible, do NOT give VAS+D.					<ul style="list-style-type: none"> Do not give it to a child who is crying; calm the child first
6-11 months	Did not receive VAS in the past one month	→	<ul style="list-style-type: none"> No severe difficulty breathing today 	→		<ul style="list-style-type: none"> Never force a child to take VAS+D
12-23 months (1 year up to 2 years)	Did not receive VAS in the past one month	→	<ul style="list-style-type: none"> No severe difficulty breathing today 	→		<ul style="list-style-type: none"> Do not hold a child's nose to force them to swallow
	Did not receive deworming tablets in the past one month	→	<ul style="list-style-type: none"> No severe difficulty breathing today No vomiting today No fever today No diarrhea today 	→		
24-59 months (2 years up to 5 years)	Did not receive VAS in the past one month	→	<ul style="list-style-type: none"> No severe difficulty breathing today 	→		<ul style="list-style-type: none"> Do not touch the child when giving VAS+D
	Did not receive deworming tablets in the past one month	→	<ul style="list-style-type: none"> No severe difficulty breathing today No vomiting today No fever today No diarrhea today 	→		<ul style="list-style-type: none"> Do not send vitamin A or deworming home with a caregiver to give to the child later
60 months or more	Child not eligible, do NOT give VAS+D.					

2

VAS+D Steps Safety Measures

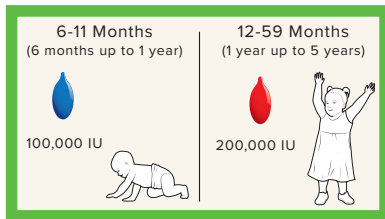


Before giving services to **each** child, clean your hands using hand sanitizer, or soap and clean water.

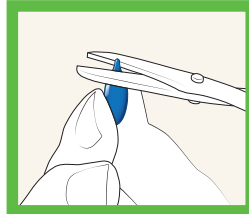


To prevent choking, make sure the child is calm. **Do not force** a child to take vitamin A or deworming.

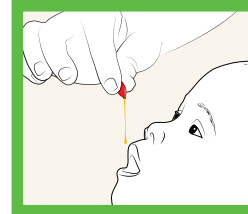
Give Vitamin A



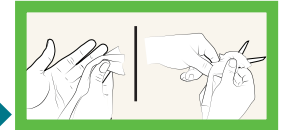
Choose dose by age



Cut the tip of the vitamin A capsule

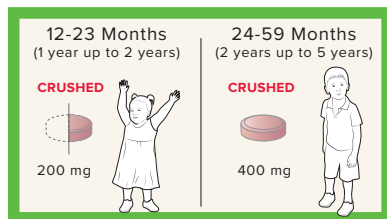


Squeeze the oil into the child's mouth

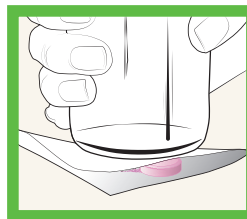


Wipe oil from hands and scissors

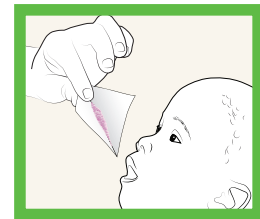
Give Deworming



Choose dose by age



Crush tablet



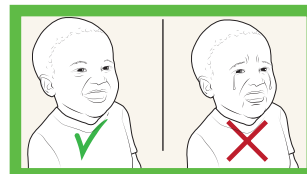
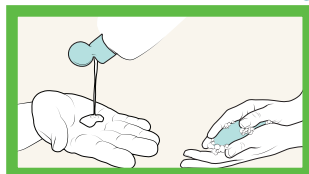
Use folded paper to slowly pour powder into child's mouth

2

VAS+D Steps Safety Measures

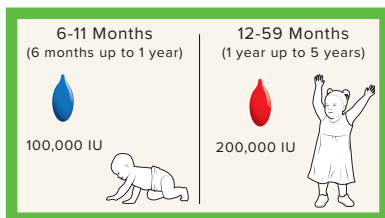


Before giving services to **each** child, clean your hands using hand sanitizer, or soap and clean water.

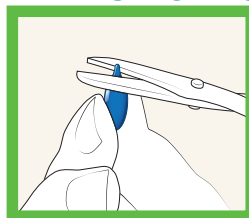


To prevent choking, make sure the child is calm. **Do not force** a child to take vitamin A or deworming.

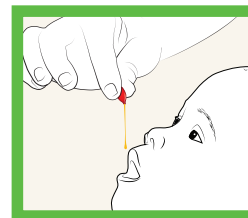
Give Vitamin A



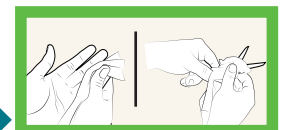
Choose dose by age



Cut the tip of the vitamin A capsule

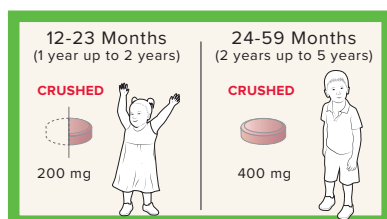


Squeeze the oil into the child's mouth




Wipe oil from hands and scissors

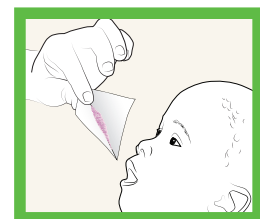
Give Deworming



Choose dose by age



Crush tablet



Use folded paper to slowly pour powder into child's mouth